




ONULIS
FUTURE SOLUTIONS, NOW

WRAP Product Family

WRAP Pro
WRAP Prime



Used & Expired PolyJet Resin



Historic Resin Solutions

Option 1: Hazardous Waste Disposal Service

- Must register with the EPA
- Onsite storage in a 55-gallon drum
- Ends up in landfill or incinerator
- Costly

Option 2: California Lunch Tray Method

- Requires a sunny day
- Must pour in thin layers
- Inconsistent, messy, and time consuming

Option 3: Illegally Throw Away Resin



How It Works

[\(Click here for Video\)](#)



Do not use for... I should be safe to...
This is a biohazard waste container and sign disposal of...
This is a biohazard waste container and sign disposal of...



The WRAP Pro Printer

Serves PolyJet Customers

- Automatically converts waste resin into fully cured plastic stock
- Use for CNC prototypes, safe for disposal as standard household waste
- Prints a Stratasys J850's waste container in under 6 hours
- Simple, automatic operation
- Patent protected



PATENTS PENDING



ESTÉE LAUDER



stratasys®



Whirlpool




Testimonials



"Great for the shop and the environment! Fill it and leave it, you have the peace of mind that excess material is being handled right and safely."

Jay Busch, Technical Program Manager, Google



Testimonials



Fullerton College

“We finally got our new Onulis WRAP! Who needs to flush expired resin down the toilet? Not us!... Just kidding, we always disposed old and expired resin through a vendor, BUT NO MORE! Now we can do it ourselves!”

Frank Guthrie, Professor, Fullerton College



DLP Post-Curing



WRAP Prime

Serves DLP Customers

Dual functionality:
Print waste resin
&
Post-cure DLP parts



WRAP Prime

Serves DLP Customers

- Material manufacturer validation
 - BASF
 - Evonik
 - Henkel
- Fully automatic operation
- Dual functionality
 - Print waste resin and post-cure DLP parts
 - 60 second changeover from waste resin printing mode to DLP curing mode



PATENTS PENDING



WRAP Prime

Only Certified Curing Solution Available

Great for ISO Certified customers:

1. Certification

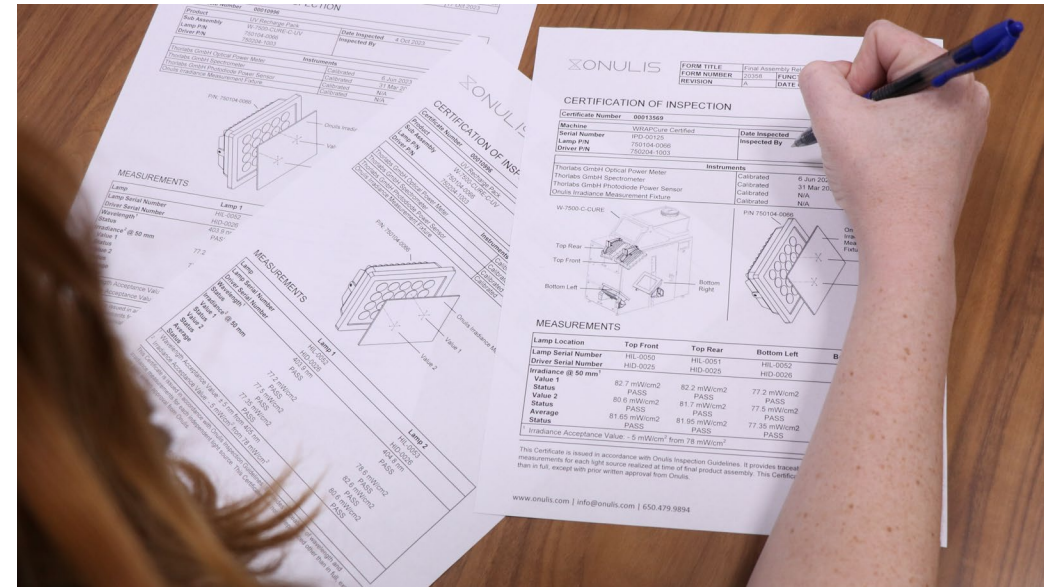
Each unit is measured, calibrated, and documented with individual specifications provided to customer.

2. Auditing

The Self Audit Kit allows users to complete in-house audits of system performance.

3. Corrective Action

Designed for easy, modular replacement of critical components.



WRAP Prime vs Conventional Method

User Experience

Scenario: Cure 12 Robot Arms printed in Loctite 3172 on the Stratasys Origin One

Part Size: 7 x 1.5 x .5 in.

Recommended Cure Times:

- WRAP Prime– 30 minutes
- Conventional Method – 10 minutes

Considerations:


- Part warpage from excessive heat
- Tray size
- Manual intervention

Goal: Fully cure parts and reduce operator labor




WRAP Prime vs Conventional Method

User Experience



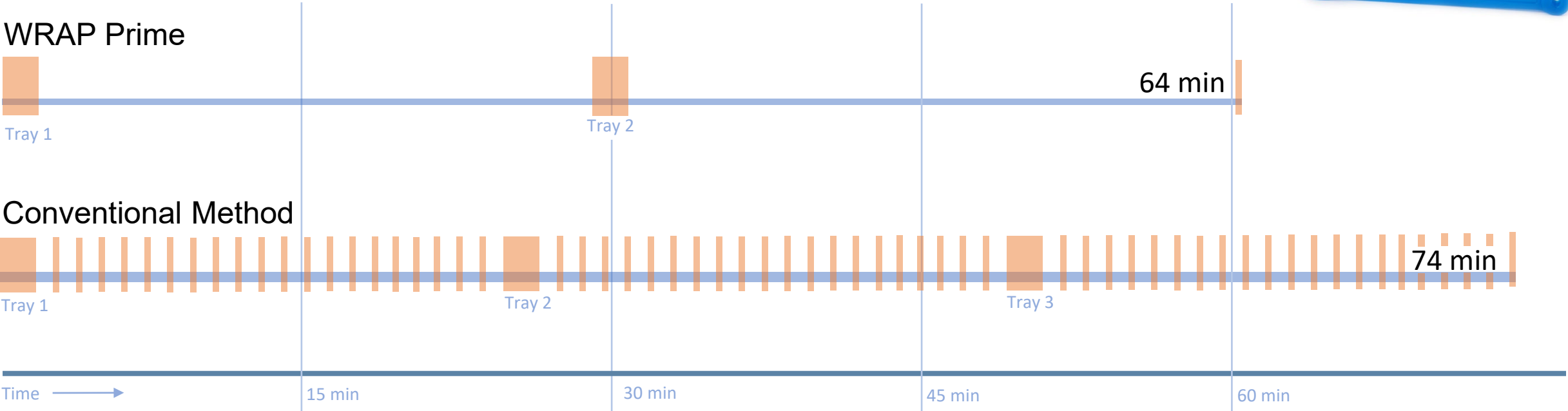
Time →


 = Operator Interaction  = Cure Time



WRAP Prime vs Conventional Method

User Experience



 = Operator Interaction  = Cure Time



Thank You

